

Results per apparatus (qualification) - Qualified finalists

EYOF qualification MENS

Utrecht 2013



16-Jul-2013

Medal group: EYOF Qualification Apparatus Men

Rank	Apparatus:	Floor	Country	Rank	Result	D	E	N	Rslt	
31	BEVAN, Brinn		GBR	1	14.400	5.2	9.200	0.0	14.400	Q
32	THOMPSON, Gaius		GBR	2	14.350	5.5	8.850	0.0	14.350	Q
33	WILSON, Nile		GBR	3	14.300	5.1	9.200	0.0	14.300	
53	KUZMICKAS, Tomas		LTU	4	14.300	5.5	8.800	0.0	14.300	Q
9	VROLIX, Jonathan		BEL	5	14.250	5.1	9.150	0.0	14.250	Q
41	KARDOS, Neill		HUN	6	14.200	5.1	9.100	0.0	14.200	Q
30	HRIMECHE, Zachari		FRA	7	14.100	5.2	9.000	0.1	14.100	Q
71	STARIKOV, Valentin		RUS	8	14.000	5.3	8.800	0.1	14.000	Q
77	CORADI, Sascha		SUI	9	13.950	5.0	8.950	0.0	13.950	Q
69	STRETOVICH, Ivan		RUS	10	13.950	5.3	8.750	0.1	13.950	R1
15	SRBIC, Tin		CRO	11	13.850	5.1	8.750	0.0	13.850	R2
70	POTAPOV, Kirill		RUS	12	13.800	5.5	8.300	0.0	13.800	
28	CLERC, Remi		FRA	13	13.750	5.5	8.250	0.0	13.750	R3
1	KHACHATRYAN, Vigen		ARM	14	13.650	4.8	8.850	0.0	13.650	
88	PETRENKO, Oleksandr		UKR	15	13.650	4.9	8.750	0.0	13.650	
22	VERA MORA, Adria		ESP	16	13.650	5.0	8.650	0.0	13.650	
27	SORAVUO, Emil		FIN	17	13.600	4.9	8.700	0.0	13.600	
35	EHRMANTRAUT, Yannick		GER	18	13.550	4.9	8.650	0.0	13.550	
7	LANDUYT, Florian		BEL	19	13.550	5.1	8.550	0.1	13.550	
17	GEORGIU, Marios		CYP	20	13.500	4.6	8.900	0.0	13.500	
48	BARTOLINI, Nicola		ITA	21	13.500	5.0	8.500	0.0	13.500	
82	ONDER, Ahmet		TUR	22	13.450	4.4	9.050	0.0	13.450	
19	JANECZKO, Ondrej		CZE	23	13.350	4.7	8.650	0.0	13.350	
4	BRAITSCH, Florian		AUT	24	13.350	4.9	8.450	0.0	13.350	
79	MUNSCH, Jonas		SUI	25	13.350	5.1	8.350	0.1	13.350	
86	VORONKO, Dmytro		UKR	26	13.300	4.5	8.800	0.0	13.300	
34	DUNKEL, Nils		GER	27	13.250	4.5	8.750	0.0	13.250	
46	MACCHINI, Carlo		ITA	28	13.250	4.6	8.650	0.0	13.250	
55	RIJKEN, Frank		NED	28	13.250	4.6	8.650	0.0	13.250	
62	GAWRONSKI, Sebastian		POL	28	13.250	4.6	8.650	0.0	13.250	
29	DEGOUY, Paul		FRA	31	13.250	4.7	8.550	0.0	13.250	
47	SARRUGERIO, Marco		ITA	32	13.200	4.7	8.500	0.0	13.200	
87	GRYKO, Vladyslav		UKR	33	13.200	4.9	8.400	0.1	13.200	
12	HRANKOUSKI, Viktor		BLR	34	13.200	4.8	8.400	0.0	13.200	
38	TANTALIDIS, Antonios		GRE	35	13.200	5.0	8.200	0.0	13.200	
78	PIFFNER, Adrian		SUI	36	13.150	4.3	8.850	0.0	13.150	
60	PIWOWARSKI, Jakub		POL	37	13.150	4.4	8.750	0.0	13.150	
54	KAPITEIN, Milo		NED	38	13.150	4.5	8.650	0.0	13.150	
40	BILICS, Bence		HUN	39	13.150	5.0	8.150	0.0	13.150	
73	LAMPRET, Peter		SLO	40	13.100	4.3	8.800	0.0	13.100	
65	ALMEIDA, Bernardo		POR	41	13.100	4.8	8.300	0.0	13.100	
37	KRANITIS, Nikolaos		GRE	42	13.100	5.2	8.000	0.1	13.100	
83	HAMARATCILAR, Isa		TUR	43	13.050	4.6	8.450	0.0	13.050	
76	MRDJENOVIC, Nikola		SRB	44	13.000	4.6	8.700	0.3	13.000	
81	POTANCOK, Samuel		SVK	45	13.000	4.3	8.700	0.0	13.000	
36	HAUG, Vinzenz		GER	46	13.000	4.7	8.300	0.0	13.000	
75	VELICKOVIC, Petar		SRB	47	12.950	4.6	8.350	0.0	12.950	
58	BEDZETI-OLSEN, Arian		NOR	48	12.950	4.7	8.250	0.0	12.950	
80	TAKAC, Igor		SVK	49	12.900	4.1	8.800	0.0	12.900	
5	HOCK, Vinzenz		AUT	50	12.900	4.3	8.600	0.0	12.900	
56	ZUIDEMA, Justen		NED	51	12.900	4.4	8.500	0.0	12.900	
3	PETROSYAN, Hayk		ARM	52	12.850	4.4	8.450	0.0	12.850	
16	VLAHEK, Jakov		CRO	53	12.800	4.1	8.700	0.0	12.800	

Results per apparatus (qualification) - Qualified finalists

EYOF qualification MENS

Utrecht 2013



16-Jul-2013

Medal group: EYOF Qualification Apparatus Men

	<i>Apparatus:</i>	<i>Floor</i>		<i>Rank</i>	<i>Result</i>	<i>D</i>	<i>E</i>	<i>N</i>	<i>Rslt</i>
44	GLAZER, Eyal	ISR		54	12.800	4.4	8.400	0.0	12.800
42	JACK, Neill	IRL		55	12.750	4.1	8.650	0.0	12.750
43	FOX, Daniel	IRL		55	12.750	4.1	8.650	0.0	12.750
72	BOJANC, Luka	SLO		57	12.750	4.2	8.550	0.0	12.750
64	DOURADO, Pedro	POR		58	12.750	4.5	8.250	0.0	12.750
18	MELANARKITIS, Charalambos	CYP		59	12.700	4.0	8.700	0.0	12.700
59	LARSEN, Torry	NOR		60	12.700	5.1	7.600	0.0	12.700
45	YANUKA, Moran	ISR		61	12.650	4.3	8.650	0.3	12.650
13	ANGELOV, Svetoslav	BUL		62	12.650	4.4	8.250	0.0	12.650
14	STOYNEV, Dobromir	BUL		63	12.600	5.0	7.600	0.0	12.600
63	GUIMARÃES, Pedro	POR		64	12.550	4.5	8.350	0.3	12.550
68	PRICHINDEL, Ovidiu	ROU		65	12.550	4.8	7.750	0.0	12.550
25	HANNULA, Leevi	FIN		66	12.500	4.3	8.500	0.3	12.500
74	SMIGOC, Miha	SLO		67	12.450	4.2	8.250	0.0	12.450
20	RUZEK, Michal	CZE		68	12.300	4.4	7.900	0.0	12.300
49	BANKOV, Ralfs	LAT		69	12.250	3.5	8.750	0.0	12.250
11	ULASAU, Dzmitry	BLR		70	12.250	4.2	8.350	0.3	12.250
52	GADRUS, Vytautas	LTU		71	12.200	4.1	8.100	0.0	12.200
66	GHIUZAN, Robert	ROU		72	12.200	4.9	7.400	0.1	12.200
57	JENSET, Jesper	NOR		73	12.200	5.0	7.300	0.1	12.200
26	SAAMANEN, Rasmus	FIN		74	12.150	4.4	7.750	0.0	12.150
67	NECSA, Bogdan	ROU		75	11.950	4.7	7.350	0.1	11.950
24	VILLALBA ORDINAS, Francisco	ESP		76	11.750	3.8	8.050	0.1	11.750
21	YE, Tomas	CZE		77	11.750	4.1	7.750	0.1	11.750
8	KEYBUS VAN DEN, Luka	BEL		78	11.750	4.5	7.550	0.3	11.750
61	STENCEL, Patryk	POL		79	11.550	4.0	7.550	0.0	11.550
39	DUDAS, Norbert	HUN		80	11.450	4.5	7.550	0.6	11.450
84	GUNDOGDU, Yunus	TUR		81	11.050	4.5	6.550	0.0	11.050
2	GEVORGYAN, Arsen	ARM		82	0.000	0.0	0.000	0.0	0.000
6	KATHAN, Dirk	AUT		82	0.000	0.0	0.000	0.0	0.000
10	YAKAULEU, Ilya	BLR		82	0.000	0.0	0.000	0.0	0.000
23	MARTIN MARTIN, Andres	ESP		82	0.000	0.0	0.000	0.0	0.000
50	IVANOV, Antons	LAT		82	0.000	0.0	0.000	0.0	0.000
51	ULUKINS, Edgars	LAT		82	0.000	0.0	0.000	0.0	0.000

Results per apparatus (qualification) - Qualified finalists


EYOF qualification MENS

Utrecht 2013



16-Jul-2013

Medal group: EYOF Qualification Apparatus Men

	Apparatus:		Rank	Result	D	E	N	Rslt	
70	POTAPOV, Kirill	RUS	1	13.950	5.0	8.950	0.0	13.950	Q
33	WILSON, Nile	GBR	2	13.800	5.4	8.400	0.0	13.800	Q
31	BEVAN, Brinn	GBR	3	13.750	5.2	8.550	0.0	13.750	Q
38	TANTALIDIS, Antonios	GRE	4	13.700	4.7	9.000	0.0	13.700	Q
46	MACCHINI, Carlo	ITA	5	13.650	4.9	8.750	0.0	13.650	Q
71	STARIKOV, Valentin	RUS	6	13.600	4.7	8.900	0.0	13.600	Q
41	KARDOS, Neill	HUN	7	13.350	4.8	8.550	0.0	13.350	Q
34	DUNKEL, Nils	GER	8	13.300	4.4	8.900	0.0	13.300	Q
45	YANUKA, Moran	ISR	9	13.300	4.6	8.700	0.0	13.300	R1
82	ONDER, Ahmet	TUR	10	13.250	4.8	8.450	0.0	13.250	R2
7	LANDUYT, Florian	BEL	11	13.250	5.0	8.250	0.0	13.250	R3
6	KATHAN, Dirk	AUT	12	13.200	4.7	8.500	0.0	13.200	
2	GEVORGYAN, Arsen	ARM	13	13.150	4.5	8.650	0.0	13.150	
87	GRYKO, Vladyslav	UKR	14	13.150	5.6	7.550	0.0	13.150	
1	KHACHATRYAN, Vigen	ARM	15	13.050	4.5	8.550	0.0	13.050	
15	SRBIC, Tin	CRO	16	13.000	4.9	8.100	0.0	13.000	
17	GEORGIU, Marios	CYP	17	12.950	4.6	8.350	0.0	12.950	
69	STRETOVICH, Ivan	RUS	18	12.950	5.4	7.550	0.0	12.950	
4	BRAITSCH, Florian	AUT	19	12.850	4.5	8.350	0.0	12.850	
53	KUZMICKAS, Tomas	LTU	20	12.850	4.7	8.150	0.0	12.850	
78	PIFFNER, Adrian	SUI	21	12.800	4.3	8.500	0.0	12.800	
9	VROLIX, Jonathan	BEL	22	12.800	4.7	8.100	0.0	12.800	
74	SMIGOC, Miha	SLO	23	12.800	4.8	8.000	0.0	12.800	
80	TAKAC, Igor	SVK	24	12.650	4.3	8.350	0.0	12.650	
5	HOCK, Vinzenz	AUT	25	12.650	4.4	8.250	0.0	12.650	
63	GUIMARÃES, Pedro	POR	26	12.650	4.5	8.150	0.0	12.650	
12	HRANKOUSKI, Viktor	BLR	27	12.650	4.6	8.050	0.0	12.650	
16	VLAHEK, Jakov	CRO	28	12.650	4.8	7.850	0.0	12.650	
44	GLAZER, Eyal	ISR	28	12.650	4.8	7.850	0.0	12.650	
48	BARTOLINI, Nicola	ITA	30	12.600	4.9	7.700	0.0	12.600	
55	RIJKEN, Frank	NED	31	12.550	4.4	8.150	0.0	12.550	
36	HAUG, Vinzenz	GER	32	12.550	4.8	7.750	0.0	12.550	
8	KEYBUS VAN DEN, Luka	BEL	33	12.500	4.3	8.200	0.0	12.500	
42	JACK, Neill	IRL	34	12.400	4.6	7.800	0.0	12.400	
39	DUDAS, Norbert	HUN	35	12.350	4.8	7.550	0.0	12.350	
28	CLERC, Remi	FRA	36	12.150	4.2	7.950	0.0	12.150	
88	PETRENKO, Oleksandr	UKR	37	12.100	4.5	7.600	0.0	12.100	
79	MUNSCH, Jonas	SUI	38	12.050	3.5	8.550	0.0	12.050	
56	ZUIDEMA, Justen	NED	39	12.050	4.5	7.550	0.0	12.050	
64	DOURADO, Pedro	POR	40	12.050	4.6	7.450	0.0	12.050	
18	MELANARKITIS, Charalambos	CYP	41	11.950	3.6	8.350	0.0	11.950	
65	ALMEIDA, Bernardo	POR	42	11.900	4.7	7.200	0.0	11.900	
75	VELICKOVIC, Petar	SRB	43	11.850	4.4	7.450	0.0	11.850	
47	SARRUGERIO, Marco	ITA	44	11.750	4.3	7.450	0.0	11.750	
24	VILLALBA ORDINAS, Francisco	ESP	45	11.750	4.7	7.050	0.0	11.750	
30	HRIMECHE, Zachari	FRA	46	11.700	4.1	7.600	0.0	11.700	
76	MRDJENOVIC, Nikola	SRB	47	11.650	3.7	7.950	0.0	11.650	
32	THOMPSON, Gaius	GBR	48	11.550	4.8	6.750	0.0	11.550	
21	YE, Tomas	CZE	49	11.500	3.5	8.000	0.0	11.500	
83	HAMARATCILAR, Isa	TUR	50	11.500	3.9	7.600	0.0	11.500	
68	PRICHINDEL, Ovidiu	ROU	51	11.500	4.3	7.200	0.0	11.500	
84	GUNDOGDU, Yunus	TUR	52	11.250	3.5	7.750	0.0	11.250	
77	CORADI, Sascha	SUI	53	11.250	4.1	7.150	0.0	11.250	

Results per apparatus (qualification) - Qualified finalists

EYOF qualification MENS

Utrecht 2013



16-Jul-2013

Medal group: EYOF Qualification Apparatus Men

	Apparatus: Pommel Horse		Rank	Result	D	E	N	Rslt
3	PETROSYAN, Hayk	ARM	54	11.200	3.6	7.600	0.0	11.200
86	VORONKO, Dmytro	UKR	55	11.200	4.9	6.300	0.0	11.200
43	FOX, Daniel	IRL	56	11.100	3.9	7.200	0.0	11.100
22	VERA MORA, Adria	ESP	57	11.100	4.5	6.600	0.0	11.100
73	LAMPRET, Peter	SLO	58	11.050	4.7	6.350	0.0	11.050
40	BILICS, Bence	HUN	59	11.000	4.0	7.000	0.0	11.000
11	ULASAU, Dzmitry	BLR	60	10.950	4.1	6.850	0.0	10.950
35	EHRMANTRAUT, Yannick	GER	61	10.850	3.8	7.050	0.0	10.850
59	LARSEN, Torry	NOR	62	10.750	3.7	7.050	0.0	10.750
54	KAPITEIN, Milo	NED	63	10.650	3.6	7.050	0.0	10.650
60	PIWOWARSKI, Jakub	POL	64	10.550	3.0	7.550	0.0	10.550
27	SORAVUO, Emil	FIN	65	10.450	2.8	7.650	0.0	10.450
72	BOJANC, Luka	SLO	66	10.450	3.2	7.250	0.0	10.450
62	GAWRONSKI, Sebastian	POL	67	10.450	4.0	6.450	0.0	10.450
49	BANKOV, Ralfs	LAT	68	10.400	3.4	7.000	0.0	10.400
57	JENSET, Jesper	NOR	69	10.250	2.8	7.450	0.0	10.250
13	ANGELOV, Svetoslav	BUL	70	10.200	3.7	6.500	0.0	10.200
26	SAAMANEN, Rasmus	FIN	71	10.000	3.0	7.000	0.0	10.000
67	NECSA, Bogdan	ROU	72	9.900	3.6	6.300	0.0	9.900
20	RUZEK, Michal	CZE	73	9.750	2.9	6.850	0.0	9.750
10	YAKAULEU, Ilya	BLR	74	9.700	4.1	5.600	0.0	9.700
19	JANECZKO, Ondrej	CZE	75	9.550	2.4	7.150	0.0	9.550
81	POTANCOK, Samuel	SVK	76	9.550	4.1	5.450	0.0	9.550
52	GADRUS, Vytautas	LTU	77	9.250	3.2	6.050	0.0	9.250
29	DEGOUY, Paul	FRA	78	9.150	3.7	5.450	0.0	9.150
14	STOYNEV, Dobromir	BUL	79	9.000	3.2	5.800	0.0	9.000
66	GHIUZAN, Robert	ROU	80	8.850	3.4	5.450	0.0	8.850
37	KRANITIS, Nikolaos	GRE	81	8.750	3.9	4.850	0.0	8.750
61	STENCEL, Patryk	POL	82	8.500	2.9	5.600	0.0	8.500
58	BEDZETI-OLSEN, Arian	NOR	83	7.850	3.3	4.550	0.0	7.850
25	HANNULA, Leevi	FIN	84	7.750	2.3	5.450	0.0	7.750
23	MARTIN MARTIN, Andres	ESP	85	0.000	0.0	0.000	0.0	0.000
50	IVANOV, Antons	LAT	85	0.000	0.0	0.000	0.0	0.000
51	ULUKINS, Edgars	LAT	85	0.000	0.0	0.000	0.0	0.000

Results per apparatus (qualification) - Qualified finalists


EYOF qualification MENS

Utrecht 2013



16-Jul-2013

Medal group: EYOF Qualification Apparatus Men

	Apparatus: Rings		Rank	Result	D	E	N	Rslt	
33	WILSON, Nile	GBR	1	13.900	5.2	8.700	0.0	13.900	Q
69	STRETOVICH, Ivan	RUS	2	13.750	4.9	8.850	0.0	13.750	Q
29	DEGOUY, Paul	FRA	3	13.700	4.8	8.900	0.0	13.700	Q
23	MARTIN MARTIN, Andres	ESP	4	13.650	4.9	8.750	0.0	13.650	Q
71	STARIKOV, Valentin	RUS	5	13.600	5.1	8.500	0.0	13.600	Q
5	HOCK, Vinzenz	AUT	6	13.550	5.0	8.550	0.0	13.550	Q
31	BEVAN, Brinn	GBR	6	13.550	5.0	8.550	0.0	13.550	Q
70	POTAPOV, Kirill	RUS	8	13.550	5.2	8.350	0.0	13.550	
82	ONDER, Ahmet	TUR	9	13.350	4.8	8.550	0.0	13.350	Q
39	DUDAS, Norbert	HUN	10	13.300	5.0	8.300	0.0	13.300	R1
55	RIJKEN, Frank	NED	11	13.250	4.5	8.750	0.0	13.250	R2
47	SARRUGERIO, Marco	ITA	12	13.250	4.7	8.550	0.0	13.250	R3
65	ALMEIDA, Bernardo	POR	13	13.250	4.8	8.450	0.0	13.250	
53	KUZMICKAS, Tomas	LTU	14	13.200	4.6	8.600	0.0	13.200	
32	THOMPSON, Gaius	GBR	15	13.200	4.8	8.400	0.0	13.200	
7	LANDUYT, Florian	BEL	15	13.200	4.8	8.400	0.0	13.200	
17	GEORGIU, Marios	CYP	15	13.200	4.8	8.400	0.0	13.200	
28	CLERC, Remi	FRA	18	13.150	4.8	8.350	0.0	13.150	
34	DUNKEL, Nils	GER	19	13.100	4.7	8.400	0.0	13.100	
15	SRBIC, Tin	CRO	20	13.050	4.6	8.450	0.0	13.050	
22	VERA MORA, Adria	ESP	20	13.050	4.6	8.450	0.0	13.050	
87	GRYKO, Vladyslav	UKR	20	13.050	4.6	8.450	0.0	13.050	
19	JANECZKO, Ondrej	CZE	23	13.050	4.9	8.150	0.0	13.050	
64	DOURADO, Pedro	POR	24	13.050	5.0	8.050	0.0	13.050	
30	HRIMECHE, Zachari	FRA	25	13.000	4.9	8.100	0.0	13.000	
83	HAMARATCILAR, Isa	TUR	26	12.950	4.5	8.450	0.0	12.950	
1	KHACHATRYAN, Vigen	ARM	27	12.950	4.7	8.250	0.0	12.950	
37	KRANITIS, Nikolaos	GRE	27	12.950	4.7	8.250	0.0	12.950	
48	BARTOLINI, Nicola	ITA	29	12.900	4.3	8.600	0.0	12.900	
78	PIFFNER, Adrian	SUI	30	12.900	4.6	8.300	0.0	12.900	
41	KARDOS, Neill	HUN	31	12.900	4.7	8.200	0.0	12.900	
77	CORADI, Sascha	SUI	31	12.900	4.7	8.200	0.0	12.900	
88	PETRENKO, Oleksandr	UKR	33	12.850	4.3	8.550	0.0	12.850	
46	MACCHINI, Carlo	ITA	34	12.800	4.6	8.200	0.0	12.800	
9	VROLIX, Jonathan	BEL	35	12.800	4.7	8.100	0.0	12.800	
44	GLAZER, Eyal	ISR	36	12.800	4.9	7.900	0.0	12.800	
45	YANUKA, Moran	ISR	37	12.750	4.6	8.150	0.0	12.750	
66	GHIUZAN, Robert	ROU	38	12.750	4.7	8.050	0.0	12.750	
80	TAKAC, Igor	SVK	38	12.750	4.7	8.050	0.0	12.750	
18	MELANARKITIS, Charalambos	CYP	40	12.700	4.3	8.400	0.0	12.700	
36	HAUG, Vinzenz	GER	41	12.700	4.7	8.000	0.0	12.700	
27	SORAVUO, Emil	FIN	42	12.600	3.9	8.700	0.0	12.600	
79	MUNSCH, Jonas	SUI	43	12.600	4.5	8.100	0.0	12.600	
72	BOJANC, Luka	SLO	44	12.550	4.5	8.050	0.0	12.550	
43	FOX, Daniel	IRL	45	12.550	4.9	7.650	0.0	12.550	
10	YAKAULEU, Ilya	BLR	46	12.500	4.8	7.700	0.0	12.500	
56	ZUIDEMA, Justen	NED	47	12.500	5.0	7.500	0.0	12.500	
62	GAWRONSKI, Sebastian	POL	48	12.400	4.3	8.100	0.0	12.400	
75	VELICKOVIC, Petar	SRB	49	12.350	4.1	8.250	0.0	12.350	
35	EHRMANTRAUT, Yannick	GER	50	12.350	4.4	7.950	0.0	12.350	
12	HRANKOUSKI, Viktor	BLR	51	12.350	4.5	7.850	0.0	12.350	
73	LAMPRET, Peter	SLO	52	12.350	5.0	7.350	0.0	12.350	
84	GUNDOGDU, Yunus	TUR	53	12.300	4.5	7.800	0.0	12.300	

Results per apparatus (qualification) - Qualified finalists


EYOF qualification MENS

Utrecht 2013



16-Jul-2013

Medal group: EYOF Qualification Apparatus Men

	Apparatus: Rings		Rank	Result	D	E	N	Rslt
81	POTANCOK, Samuel	SVK	54	12.250	4.0	8.250	0.0	12.250
11	ULASAU, Dzmitry	BLR	55	12.200	4.1	8.100	0.0	12.200
13	ANGELOV, Svetoslav	BUL	55	12.200	4.1	8.100	0.0	12.200
86	VORONKO, Dmytro	UKR	57	12.050	3.8	8.250	0.0	12.050
3	PETROSYAN, Hayk	ARM	58	12.050	4.6	7.450	0.0	12.050
63	GUIMARÃES, Pedro	POR	59	11.950	4.0	7.950	0.0	11.950
68	PRICHINDEL, Ovidiu	ROU	60	11.850	4.4	7.450	0.0	11.850
24	VILLALBA ORDINAS, Francisco	ESP	61	11.850	4.8	7.050	0.0	11.850
38	TANTALIDIS, Antonios	GRE	62	11.800	4.2	7.600	0.0	11.800
74	SMIGOC, Miha	SLO	63	11.750	4.5	7.250	0.0	11.750
14	STOYNEV, Dobromir	BUL	64	11.650	4.6	7.050	0.0	11.650
76	MRDJENOVIC, Nikola	SRB	65	11.500	3.1	8.400	0.0	11.500
58	BEDZETI-OLSEN, Arian	NOR	66	11.450	4.9	6.550	0.0	11.450
8	KEYBUS VAN DEN, Luka	BEL	67	11.300	3.0	8.300	0.0	11.300
67	NECSA, Bogdan	ROU	68	11.300	3.6	7.700	0.0	11.300
42	JACK, Neill	IRL	69	11.300	3.9	7.400	0.0	11.300
4	BRAITSCHE, Florian	AUT	70	11.250	3.5	7.750	0.0	11.250
60	PIWOWARSKI, Jakub	POL	71	11.150	2.8	8.350	0.0	11.150
40	BILICS, Bence	HUN	72	11.100	3.2	7.900	0.0	11.100
54	KAPITEIN, Milo	NED	73	11.050	3.5	7.550	0.0	11.050
61	STENCEL, Patryk	POL	74	10.850	3.7	7.150	0.0	10.850
26	SAAMANEN, Rasmus	FIN	75	10.750	2.1	8.650	0.0	10.750
59	LARSEN, Torry	NOR	76	10.750	3.5	7.250	0.0	10.750
51	ULUKINS, Edgars	LAT	77	10.750	3.6	7.150	0.0	10.750
20	RUZEK, Michal	CZE	78	10.750	3.8	6.950	0.0	10.750
21	YE, Tomas	CZE	79	10.400	2.3	8.100	0.0	10.400
57	JENSET, Jesper	NOR	80	10.300	2.8	7.500	0.0	10.300
16	VLAHEK, Jakov	CRO	81	10.150	2.3	7.850	0.0	10.150
52	GADRUS, Vytautas	LTU	82	10.000	2.5	7.500	0.0	10.000
49	BANKOV, Ralfs	LAT	83	9.450	2.3	7.150	0.0	9.450
25	HANNULA, Leevi	FIN	84	6.300	1.8	4.500	0.0	6.300
2	GEVORGYAN, Arsen	ARM	85	0.000	0.0	0.000	0.0	0.000
6	KATHAN, Dirk	AUT	85	0.000	0.0	0.000	0.0	0.000
50	IVANOV, Antons	LAT	85	0.000	0.0	0.000	0.0	0.000

Results per apparatus (qualification) - Qualified finalists

EYOF qualification MENS

Utrecht 2013



16-Jul-2013

Medal group: EYOF Qualification Apparatus Men

I	Apparatus:	Vault	Rank	Result	Leg	D	E	N	Rslt	Performance
71	STARIKOV, Valentin	RUS	1	14.450	1	5.2	9.300	0.0	14.500	Q
					2	5.2	9.200	0.0	14.400	
12	HRANKOUSKI, Viktor	BLR	2	14.250	1	5.2	9.300	0.0	14.500	Q
					2	5.2	8.900	0.1	14.000	
70	POTAPOV, Kirill	RUS	3	14.175	1	5.6	8.300	0.0	13.900	Q
					2	5.2	9.250	0.0	14.450	
30	HRIMECHE, Zachari	FRA	4	14.175	1	5.2	9.150	0.0	14.350	Q
					2	5.2	8.800	0.0	14.000	
9	VROLIX, Jonathan	BEL	5	14.125	1	5.2	9.100	0.0	14.300	Q
					2	4.8	9.150	0.0	13.950	
82	ONDER, Ahmet	TUR	6	13.975	1	5.2	9.000	0.0	14.200	Q
					2	4.8	9.050	0.1	13.750	
27	SORAVUO, Emil	FIN	7	13.850	1	4.8	9.200	0.0	14.000	Q
					2	4.4	9.300	0.0	13.700	
1	KHACHATRYAN, Vigen	ARM	8	13.775	1	5.2	9.100	0.1	14.200	Q
					2	4.8	8.850	0.3	13.350	
26	SAAMANEN, Rasmus	FIN	9	13.750	1	4.8	9.050	0.0	13.850	R1
					2	4.4	9.250	0.0	13.650	
77	CORADI, Sascha	SUI	10	13.750	1	4.8	9.000	0.0	13.800	R2
					2	4.4	9.300	0.0	13.700	
76	MRDJENOVIC, Nikola	SRB	11	13.625	1	4.4	8.850	0.0	13.250	R3
					2	4.8	9.200	0.0	14.000	
40	BILICS, Bence	HUN	12	13.575	1	5.2	9.050	0.0	14.250	
					2	3.6	9.300	0.0	12.900	
32	THOMPSON, Gaius	GBR	13	13.475	1	5.2	9.150	0.0	14.350	
					2	4.8	8.100	0.3	12.600	
5	HOCK, Vinzenz	AUT	14	13.450	1	4.4	9.100	0.0	13.500	
					2	4.4	9.000	0.0	13.400	
86	VORONKO, Dmytro	UKR	15	13.450	1	5.6	7.900	0.0	13.500	
					2	4.4	9.100	0.1	13.400	
7	LANDUYT, Florian	BEL	16	13.400	1	5.6	7.850	0.3	13.150	
					2	4.4	9.250	0.0	13.650	
22	VERA MORA, Adria	ESP	17	13.350	1	5.2	7.800	0.3	12.700	
					2	4.8	9.200	0.0	14.000	
62	GAWRONSKI, Sebastian	POL	18	13.175	1	4.4	9.100	0.0	13.500	
					2	3.2	9.650	0.0	12.850	
66	GHIUZAN, Robert	ROU	19	13.150	1	5.6	7.150	0.1	12.650	
					2	5.2	8.550	0.1	13.650	
59	LARSEN, Torry	NOR	20	13.150	1	4.4	9.100	0.0	13.500	
					2	3.2	9.600	0.0	12.800	
37	KRANITIS, Nikolaos	GRE	21	13.025	1	4.8	8.850	0.0	13.650	
					2	3.6	8.800	0.0	12.400	
41	KARDOS, Neill	HUN	22	13.025	1	5.2	8.150	0.1	13.250	
					2	3.6	9.200	0.0	12.800	
60	PIWOWARSKI, Jakub	POL	23	12.925	1	4.4	9.100	0.0	13.500	
					2	3.2	9.150	0.0	12.350	
14	STOYNEV, Dobromir	BUL	24	12.625	1	4.4	9.200	0.0	13.600	
					2	3.6	8.150	0.1	11.650	
50	IVANOV, Antons	LAT	25	12.600	1	3.2	9.100	0.0	12.300	
					2	4.0	8.900	0.0	12.900	
57	JENSET, Jesper	NOR	26	12.500	1	4.4	9.250	0.0	13.650	
					2	3.2	8.150	0.0	11.350	
19	JANECZKO, Ondrej	CZE	27	12.500	1	3.6	8.950	0.0	12.550	
					2	3.2	9.250	0.0	12.450	

Results per apparatus (qualification) - Qualified finalists

EYOF qualification MENS

Utrecht 2013



16-Jul-2013

Medal group: EYOF Qualification Apparatus Men

I	<i>Apparatus:</i>	<i>Vault</i>		<i>Rank</i>	<i>Result</i>		<i>D</i>	<i>E</i>	<i>N</i>	<i>Rslt</i>
31	BEVAN, Brinn	GBR	28	7.375	1	5.2	9.550	0.0	14.750	
					2					
48	BARTOLINI, Nicola	ITA	29	7.300	1	5.2	9.400	0.0	14.600	
					2					
33	WILSON, Nile	GBR	30	7.250	1	5.6	8.900	0.0	14.500	
					2					
35	EHRMANTRAUT, Yannick	GER	31	7.025	1	5.2	8.950	0.1	14.050	
					2					
53	KUZMICKAS, Tomas	LTU	32	7.000	1	5.2	8.900	0.1	14.000	
					2					
47	SARRUGERIO, Marco	ITA	33	6.950	1	4.8	9.100	0.0	13.900	
					2					
69	STRETOVICH, Ivan	RUS	33	6.950	1	4.8	9.100	0.0	13.900	
					2					
65	ALMEIDA, Bernardo	POR	35	6.925	1	4.4	9.450	0.0	13.850	
					2					
28	CLERC, Remi	FRA	36	6.925	1	4.8	9.050	0.0	13.850	
					2					
17	GEORGIOU, Marios	CYP	37	6.900	1	4.4	9.400	0.0	13.800	
					2					
15	SRBIC, Tin	CRO	38	6.825	1	4.4	9.250	0.0	13.650	
					2					
45	YANUKA, Moran	ISR	38	6.825	1	4.4	9.250	0.0	13.650	
					2					
54	KAPITEIN, Milo	NED	40	6.800	1	4.4	9.200	0.0	13.600	
					2					
78	PIFFNER, Adrian	SUI	40	6.800	1	4.4	9.200	0.0	13.600	
					2					
88	PETRENKO, Oleksandr	UKR	40	6.800	1	4.4	9.200	0.0	13.600	
					2					
68	PRICHINDEL, Ovidiu	ROU	43	6.750	1	4.4	9.100	0.0	13.500	
					2					
56	ZUIDEMA, Justen	NED	44	6.700	1	4.4	9.000	0.0	13.400	
					2					
46	MACCHINI, Carlo	ITA	45	6.675	1	4.4	8.950	0.0	13.350	
					2					
87	GRYKO, Vladyslav	UKR	46	6.650	1	4.4	9.000	0.1	13.300	
					2					
4	BRAITSCH, Florian	AUT	47	6.650	1	4.4	8.900	0.0	13.300	
					2					
39	DUDAS, Norbert	HUN	47	6.650	1	4.4	8.900	0.0	13.300	
					2					
67	NECSA, Bogdan	ROU	47	6.650	1	4.4	8.900	0.0	13.300	
					2					
11	ULASAU, Dzmitry	BLR	50	6.625	1	4.4	8.950	0.1	13.250	
					2					
36	HAUG, Vinzenz	GER	51	6.625	1	4.4	8.850	0.0	13.250	
					2					
24	VILLALBA ORDINAS, Francisco	ESP	52	6.600	1	4.4	8.900	0.1	13.200	
					2					
34	DUNKEL, Nils	GER	53	6.600	1	4.4	8.800	0.0	13.200	
					2					
38	TANTALIDIS, Antonios	GRE	54	6.575	1	4.4	8.750	0.0	13.150	
					2					

Results per apparatus (qualification) - Qualified finalists

EYOF qualification MENS

Utrecht 2013



16-Jul-2013

Medal group: EYOF Qualification Apparatus Men

I	Apparatus:	Vault	Rank	Result	D	E	N	Rslt	
83	HAMARATCILAR, Isa	TUR	54	6.575	1	4.4	8.750	0.0	13.150
					2				
23	MARTIN MARTIN, Andres	ESP	56	6.575	1	5.2	8.050	0.1	13.150
					2				
73	LAMPRET, Peter	SLO	57	6.525	1	3.6	9.450	0.0	13.050
					2				
75	VELICKOVIC, Petar	SRB	58	6.500	1	3.6	9.400	0.0	13.000
					2				
29	DEGOUY, Paul	FRA	59	6.400	1	3.6	9.200	0.0	12.800
					2				
43	FOX, Daniel	IRL	59	6.400	1	3.6	9.200	0.0	12.800
					2				
84	GUNDOGDU, Yunus	TUR	59	6.400	1	3.6	9.200	0.0	12.800
					2				
74	SMIGOC, Miha	SLO	62	6.375	1	3.6	9.250	0.1	12.750
					2				
18	MELANARKITIS, Charalambos	CYP	63	6.375	1	3.6	9.150	0.0	12.750
					2				
42	JACK, Neill	IRL	63	6.375	1	3.6	9.150	0.0	12.750
					2				
55	RIJKEN, Frank	NED	63	6.375	1	3.6	9.150	0.0	12.750
					2				
20	RUZEK, Michal	CZE	66	6.350	1	3.6	9.100	0.0	12.700
					2				
44	GLAZER, Eyal	ISR	67	6.325	1	3.6	9.150	0.1	12.650
					2				
3	PETROSYAN, Hayk	ARM	68	6.325	1	3.6	9.050	0.0	12.650
					2				
16	VLAHEK, Jakov	CRO	68	6.325	1	3.6	9.050	0.0	12.650
					2				
79	MUNSCH, Jonas	SUI	68	6.325	1	3.6	9.050	0.0	12.650
					2				
63	GUIMARÃES, Pedro	POR	71	6.325	1	4.4	8.250	0.0	12.650
					2				
8	KEYBUS VAN DEN, Luka	BEL	72	6.300	1	3.6	9.000	0.0	12.600
					2				
13	ANGELOV, Svetoslav	BUL	72	6.300	1	3.6	9.000	0.0	12.600
					2				
58	BEDZETI-OLSEN, Arian	NOR	74	6.250	1	3.6	8.900	0.0	12.500
					2				
81	POTANCOK, Samuel	SVK	75	6.100	1	3.6	8.900	0.3	12.200
					2				
64	DOURADO, Pedro	POR	76	6.075	1	3.2	8.950	0.0	12.150
					2				
25	HANNULA, Leevi	FIN	77	6.025	1	3.0	9.050	0.0	12.050
					2				
21	YE, Tomas	CZE	78	5.925	1	3.0	8.850	0.0	11.850
					2				
61	STENCEL, Patryk	POL	79	5.900	1	3.2	8.700	0.1	11.800
					2				
52	GADRUS, Vytautas	LTU	80	5.825	1	3.0	8.750	0.1	11.650
					2				
72	BOJANC, Luka	SLO	81	5.800	1	3.6	8.100	0.1	11.600
					2				

Results per apparatus (qualification) - Qualified finalists

EYOF qualification MENS

Utrecht 2013



16-Jul-2013

Medal group: EYOF Qualification Apparatus Men

I	<i>Apparatus:</i>	<i>Vault</i>	<i>Rank</i>	<i>Result</i>		<i>D</i>	<i>E</i>	<i>N</i>	<i>Rslt</i>
80	TAKAC, Igor	SVK	82	5.425	1	3.2	7.950	0.3	10.850
					2				
49	BANKOVIS, Ralfs	LAT	83	5.325	1	2.8	7.950	0.1	10.650
					2				
2	GEVORGYAN, Arsen	ARM	84	0.000	1	0.0	0.000	0.0	0.000
					2				
6	KATHAN, Dirk	AUT	84	0.000	1	0.0	0.000	0.0	0.000
					2				
10	YAKAULEU, Ilya	BLR	84	0.000	1	0.0	0.000	0.0	0.000
					2				
51	ULUKINS, Edgars	LAT	84	0.000	1	0.0	0.000	0.0	0.000
					2				

Results per apparatus (qualification) - Qualified finalists


EYOF qualification MENS

Utrecht 2013



16-Jul-2013

Medal group: EYOF Qualification Apparatus Men

	Apparatus:	Parallel Bars	Rank	Result	D	E	N	Rslt	
33	WILSON, Nile	GBR	1	14.850	5.7	9.150	0.0	14.850	Q
71	STARIKOV, Valentin	RUS	2	14.500	5.5	9.000	0.0	14.500	Q
69	STRETOVICH, Ivan	RUS	3	14.450	5.6	8.850	0.0	14.450	Q
82	ONDER, Ahmet	TUR	4	14.350	5.3	9.050	0.0	14.350	Q
31	BEVAN, Brinn	GBR	5	14.350	5.4	8.950	0.0	14.350	Q
7	LANDUYT, Florian	BEL	6	14.150	5.0	9.150	0.0	14.150	Q
70	POTAPOV, Kirill	RUS	7	14.100	5.2	8.900	0.0	14.100	
29	DEGOUY, Paul	FRA	8	13.900	4.8	9.100	0.0	13.900	Q
41	KARDOS, Neill	HUN	9	13.850	4.6	9.250	0.0	13.850	Q
55	RIJKEN, Frank	NED	10	13.850	4.8	9.050	0.0	13.850	R1
17	GEORGIU, Marios	CYP	11	13.800	5.1	8.700	0.0	13.800	R2
77	CORADI, Sascha	SUI	12	13.700	4.9	8.800	0.0	13.700	R3
53	KUZMICKAS, Tomas	LTU	13	13.700	5.0	8.700	0.0	13.700	
78	PIFFNER, Adrian	SUI	14	13.650	4.8	8.850	0.0	13.650	
15	SRBIC, Tin	CRO	15	13.600	4.8	8.800	0.0	13.600	
48	BARTOLINI, Nicola	ITA	16	13.550	4.5	9.050	0.0	13.550	
56	ZUIDEMA, Justen	NED	17	13.500	4.6	8.900	0.0	13.500	
36	HAUG, Vinzenz	GER	18	13.400	4.5	8.900	0.0	13.400	
79	MUNSCH, Jonas	SUI	18	13.400	4.5	8.900	0.0	13.400	
47	SARRUGERIO, Marco	ITA	20	13.400	4.7	8.700	0.0	13.400	
28	CLERC, Remi	FRA	21	13.400	5.0	8.400	0.0	13.400	
87	GRYKO, Vladyslav	UKR	21	13.400	5.0	8.400	0.0	13.400	
46	MACCHINI, Carlo	ITA	23	13.350	4.6	8.750	0.0	13.350	
39	DUDAS, Norbert	HUN	24	13.350	4.8	8.550	0.0	13.350	
30	HRIMECHE, Zachari	FRA	25	13.350	5.1	8.250	0.0	13.350	
6	KATHAN, Dirk	AUT	26	13.300	4.3	9.000	0.0	13.300	
65	ALMEIDA, Bernardo	POR	27	13.250	4.5	8.750	0.0	13.250	
18	MELANARKITIS, Charalambos	CYP	28	13.200	4.0	9.200	0.0	13.200	
4	BRAITSCHE, Florian	AUT	29	13.200	4.2	9.000	0.0	13.200	
88	PETRENKO, Oleksandr	UKR	30	13.200	4.6	8.600	0.0	13.200	
84	GUNDOGDU, Yunus	TUR	31	13.150	4.7	8.450	0.0	13.150	
34	DUNKEL, Nils	GER	32	13.100	4.6	8.500	0.0	13.100	
44	GLAZER, Eyal	ISR	33	13.050	4.4	8.650	0.0	13.050	
22	VERA MORA, Adria	ESP	34	13.000	4.0	9.000	0.0	13.000	
60	PIWOWARSKI, Jakub	POL	34	13.000	4.0	9.000	0.0	13.000	
76	MRDJENOVIC, Nikola	SRB	36	13.000	4.1	8.900	0.0	13.000	
1	KHACHATRYAN, Vigen	ARM	37	13.000	4.5	8.500	0.0	13.000	
32	THOMPSON, Gaius	GBR	38	13.000	5.3	7.700	0.0	13.000	
9	VROLIX, Jonathan	BEL	39	12.950	4.3	8.650	0.0	12.950	
74	SMIGOC, Miha	SLO	40	12.900	3.9	9.000	0.0	12.900	
35	EHRMANTRAUT, Yannick	GER	41	12.900	4.1	8.800	0.0	12.900	
3	PETROSYAN, Hayk	ARM	42	12.850	3.7	9.150	0.0	12.850	
8	KEYBUS VAN DEN, Luka	BEL	43	12.850	4.6	8.250	0.0	12.850	
40	BILICS, Bence	HUN	43	12.850	4.6	8.250	0.0	12.850	
59	LARSEN, Torry	NOR	45	12.800	3.6	9.200	0.0	12.800	
75	VELICKOVIC, Petar	SRB	46	12.750	4.0	8.750	0.0	12.750	
38	TANTALIDIS, Antonios	GRE	47	12.750	4.2	8.550	0.0	12.750	
81	POTANCOK, Samuel	SVK	48	12.750	4.3	8.450	0.0	12.750	
43	FOX, Daniel	IRL	49	12.750	4.4	8.350	0.0	12.750	
86	VORONKO, Dmytro	UKR	50	12.700	4.0	8.700	0.0	12.700	
83	HAMARATCILAR, Isa	TUR	51	12.600	4.2	8.400	0.0	12.600	
19	JANECZKO, Ondrej	CZE	52	12.550	4.0	8.550	0.0	12.550	
16	VLAHEK, Jakov	CRO	53	12.500	3.9	8.600	0.0	12.500	

Results per apparatus (qualification) - Qualified finalists

EYOF qualification MENS

Utrecht 2013



16-Jul-2013

Medal group: EYOF Qualification Apparatus Men

	<i>Apparatus:</i>	<i>Parallel Bars</i>	<i>Rank</i>	<i>Result</i>	<i>D</i>	<i>E</i>	<i>N</i>	<i>Rslt</i>
27	SORAVUO, Emil	FIN	54	12.450	3.9	8.550	0.0	12.450
63	GUIMARÃES, Pedro	POR	54	12.450	3.9	8.550	0.0	12.450
26	SAAMANEN, Rasmus	FIN	56	12.350	3.9	8.450	0.0	12.350
42	JACK, Neill	IRL	56	12.350	3.9	8.450	0.0	12.350
2	GEVORGYAN, Arsen	ARM	58	12.250	3.0	9.250	0.0	12.250
72	BOJANC, Luka	SLO	59	12.250	4.3	7.950	0.0	12.250
61	STENCEL, Patryk	POL	60	12.200	4.1	8.100	0.0	12.200
45	YANUKA, Moran	ISR	61	12.200	4.4	7.800	0.0	12.200
73	LAMPRET, Peter	SLO	61	12.200	4.4	7.800	0.0	12.200
12	HRANKOUSKI, Viktor	BLR	63	12.150	3.3	8.850	0.0	12.150
64	DOURADO, Pedro	POR	64	12.100	4.1	8.000	0.0	12.100
21	YE, Tomas	CZE	65	12.000	3.5	8.500	0.0	12.000
54	KAPITEIN, Milo	NED	66	12.000	3.8	8.200	0.0	12.000
5	HOCK, Vinzenz	AUT	67	11.950	4.2	7.750	0.0	11.950
25	HANNULA, Leevi	FIN	68	11.850	3.0	8.850	0.0	11.850
11	ULASAU, Dzmitry	BLR	69	11.850	4.7	7.150	0.0	11.850
62	GAWRONSKI, Sebastian	POL	70	11.800	3.7	8.100	0.0	11.800
20	RUZEK, Michal	CZE	71	11.650	4.0	7.650	0.0	11.650
68	PRICHINDEL, Ovidiu	ROU	72	11.600	3.4	8.200	0.0	11.600
24	VILLALBA ORDINAS, Francisco	ESP	73	11.600	3.8	7.800	0.0	11.600
66	GHIUZAN, Robert	ROU	73	11.600	3.8	7.800	0.0	11.600
51	ULUKINS, Edgars	LAT	75	11.550	3.8	7.750	0.0	11.550
10	YAKAULEU, Ilya	BLR	76	11.550	4.5	7.050	0.0	11.550
52	GADRUS, Vytautas	LTU	77	11.500	3.7	7.800	0.0	11.500
14	STOYNEV, Dobromir	BUL	78	11.450	4.2	7.250	0.0	11.450
58	BEDZETI-OLSEN, Arian	NOR	79	11.350	3.6	7.750	0.0	11.350
80	TAKAC, Igor	SVK	80	11.250	3.4	7.850	0.0	11.250
37	KRANITIS, Nikolaos	GRE	81	11.200	3.8	7.400	0.0	11.200
49	BANKOV, Ralfs	LAT	82	11.150	3.3	7.850	0.0	11.150
13	ANGELOV, Svetoslav	BUL	83	11.000	3.5	7.500	0.0	11.000
57	JENSET, Jesper	NOR	84	10.400	3.8	6.600	0.0	10.400
67	NECSA, Bogdan	ROU	85	10.250	3.6	6.650	0.0	10.250
23	MARTIN MARTIN, Andres	ESP	86	0.000	0.0	0.000	0.0	0.000
50	IVANOV, Antons	LAT	86	0.000	0.0	0.000	0.0	0.000

Results per apparatus (qualification) - Qualified finalists


EYOF qualification MENS

Utrecht 2013



16-Jul-2013

Medal group: EYOF Qualification Apparatus Men

	Apparatus:	Horizontal Bar	Rank	Result	D	E	N	Rslt	
31	BEVAN, Brinn	GBR	1	13.950	5.0	8.950	0.0	13.950	Q
46	MACCHINI, Carlo	ITA	2	13.750	5.1	8.650	0.0	13.750	Q
15	SRBIC, Tin	CRO	3	13.600	4.9	8.700	0.0	13.600	Q
29	DEGOUY, Paul	FRA	3	13.600	4.9	8.700	0.0	13.600	Q
71	STARIKOV, Valentin	RUS	5	13.550	4.8	8.750	0.0	13.550	Q
69	STRETOVICH, Ivan	RUS	6	13.550	5.1	8.450	0.0	13.550	Q
79	MUNSCH, Jonas	SUI	7	13.500	4.6	8.900	0.0	13.500	Q
70	POTAPOV, Kirill	RUS	8	13.450	5.0	8.450	0.0	13.450	
77	CORADI, Sascha	SUI	9	13.400	4.7	8.700	0.0	13.400	Q
32	THOMPSON, Gaius	GBR	10	13.400	4.9	8.500	0.0	13.400	R1
55	RIJKEN, Frank	NED	11	13.300	4.8	8.500	0.0	13.300	R2
33	WILSON, Nile	GBR	12	13.300	5.5	7.800	0.0	13.300	
88	PETRENKO, Oleksandr	UKR	13	13.250	5.2	8.050	0.0	13.250	R3
28	CLERC, Remi	FRA	14	13.200	4.6	8.600	0.0	13.200	
17	GEORGIU, Marios	CYP	15	13.200	4.6	8.600	0.0	13.200	
8	KEYBUS VAN DEN, Luka	BEL	16	13.200	4.9	8.300	0.0	13.200	
30	HRIMECHE, Zachari	FRA	17	13.050	4.9	8.150	0.0	13.050	
1	KHACHATRYAN, Vigen	ARM	18	13.000	4.1	8.900	0.0	13.000	
78	PIFFNER, Adrian	SUI	19	13.000	4.7	8.300	0.0	13.000	
9	VROLIX, Jonathan	BEL	20	12.950	4.2	8.750	0.0	12.950	
48	BARTOLINI, Nicola	ITA	21	12.950	4.7	8.250	0.0	12.950	
41	KARDOS, Neill	HUN	22	12.850	4.4	8.450	0.0	12.850	
56	ZUIDEMA, Justen	NED	23	12.850	4.7	8.150	0.0	12.850	
53	KUZMICKAS, Tomas	LTU	24	12.750	4.8	7.950	0.0	12.750	
11	ULASAU, Dzmitry	BLR	25	12.600	4.8	7.800	0.0	12.600	
62	GAWRONSKI, Sebastian	POL	26	12.550	4.4	8.150	0.0	12.550	
10	YAKAULEU, Ilya	BLR	27	12.550	4.6	7.950	0.0	12.550	
7	LANDUYT, Florian	BEL	28	12.550	4.8	7.750	0.0	12.550	
82	ONDER, Ahmet	TUR	29	12.500	4.2	8.300	0.0	12.500	
36	HAUG, Vinzenz	GER	30	12.450	4.6	7.850	0.0	12.450	
47	SARRUGERIO, Marco	ITA	31	12.400	4.4	8.000	0.0	12.400	
65	ALMEIDA, Bernardo	POR	32	12.400	4.6	7.800	0.0	12.400	
83	HAMARATCILAR, Isa	TUR	33	12.350	4.2	8.150	0.0	12.350	
34	DUNKEL, Nils	GER	34	12.350	4.5	7.850	0.0	12.350	
24	VILLALBA ORDINAS, Francisco	ESP	35	12.250	3.6	8.650	0.0	12.250	
38	TANTALIDIS, Antonios	GRE	36	12.250	4.8	7.450	0.0	12.250	
44	GLAZER, Eyal	ISR	37	12.150	4.1	8.050	0.0	12.150	
18	MELANARKITIS, Charalambos	CYP	38	12.100	3.8	8.300	0.0	12.100	
35	EHRMANTRAUT, Yannick	GER	39	12.050	4.4	7.650	0.0	12.050	
45	YANUKA, Moran	ISR	40	12.050	4.9	7.150	0.0	12.050	
39	DUDAS, Norbert	HUN	41	12.050	5.1	6.950	0.0	12.050	
20	RUZEK, Michal	CZE	42	12.000	4.0	8.000	0.0	12.000	
76	MRDJENOVIC, Nikola	SRB	43	12.000	4.1	7.900	0.0	12.000	
74	SMIGOC, Miha	SLO	44	11.950	4.2	7.750	0.0	11.950	
14	STOYNEV, Dobromir	BUL	45	11.900	3.9	8.000	0.0	11.900	
6	KATHAN, Dirk	AUT	46	11.850	3.9	7.950	0.0	11.850	
80	TAKAC, Igor	SVK	47	11.750	3.9	7.850	0.0	11.750	
42	JACK, Neill	IRL	48	11.650	3.1	8.550	0.0	11.650	
51	ULUKINS, Edgars	LAT	49	11.650	3.3	8.350	0.0	11.650	
64	DOURADO, Pedro	POR	50	11.600	4.4	7.200	0.0	11.600	
16	VLAHEK, Jakov	CRO	51	11.550	3.2	8.350	0.0	11.550	
86	VORONKO, Dmytro	UKR	52	11.550	3.5	8.050	0.0	11.550	
5	HOCK, Vinzenz	AUT	53	11.550	4.0	7.550	0.0	11.550	

Results per apparatus (qualification) - Qualified finalists

EYOF qualification MENS

Utrecht 2013



16-Jul-2013

Medal group: EYOF Qualification Apparatus Men

	Apparatus:	Horizontal Bar	Rank	Result	D	E	N	Rslt
66	GHIUZAN, Robert	ROU	54	11.550	4.3	7.250	0.0	11.550
84	GUNDOGDU, Yunus	TUR	55	11.500	3.3	8.200	0.0	11.500
87	GRYKO, Vladyslav	UKR	56	11.500	4.8	6.700	0.0	11.500
19	JANECZKO, Ondrej	CZE	57	11.350	3.8	7.550	0.0	11.350
2	GEVORGYAN, Arsen	ARM	58	11.250	2.7	8.550	0.0	11.250
72	BOJANC, Luka	SLO	59	11.200	3.0	8.200	0.0	11.200
67	NECSA, Bogdan	ROU	60	11.200	4.0	7.200	0.0	11.200
58	BEDZETI-OLSEN, Arian	NOR	61	11.100	3.3	7.800	0.0	11.100
63	GUIMARÃES, Pedro	POR	61	11.100	3.3	7.800	0.0	11.100
54	KAPITEIN, Milo	NED	63	11.050	3.1	7.950	0.0	11.050
60	PIWOWARSKI, Jakub	POL	64	11.000	3.8	7.200	0.0	11.000
59	LARSEN, Torry	NOR	65	11.000	4.1	6.900	0.0	11.000
40	BILICS, Bence	HUN	65	11.000	4.1	6.900	0.0	11.000
68	PRICHINDEL, Ovidiu	ROU	67	10.850	3.3	7.550	0.0	10.850
81	POTANCOK, Samuel	SVK	68	10.850	3.4	7.450	0.0	10.850
52	GADRUS, Vytautas	LTU	69	10.850	3.5	7.350	0.0	10.850
12	HRANKOUSKI, Viktor	BLR	70	10.800	2.2	8.600	0.0	10.800
4	BRAITSCH, Florian	AUT	71	10.800	3.8	7.000	0.0	10.800
43	FOX, Daniel	IRL	72	10.600	2.9	7.700	0.0	10.600
37	KRANITIS, Nikolaos	GRE	73	10.450	4.5	5.950	0.0	10.450
21	YE, Tomas	CZE	74	10.300	2.5	7.800	0.0	10.300
27	SORAVUO, Emil	FIN	75	10.200	2.2	8.000	0.0	10.200
75	VELICKOVIC, Petar	SRB	76	10.150	3.6	6.550	0.0	10.150
49	BANKOVŠ, Ralfs	LAT	77	10.050	2.2	7.850	0.0	10.050
13	ANGELOV, Svetoslav	BUL	78	9.900	2.8	7.100	0.0	9.900
61	STENCEL, Patryk	POL	79	9.850	3.6	6.250	0.0	9.850
73	LAMPRET, Peter	SLO	80	9.500	3.2	6.300	0.0	9.500
22	VERA MORA, Adria	ESP	81	8.500	2.8	5.700	0.0	8.500
25	HANNULA, Leevi	FIN	82	8.050	2.7	5.350	0.0	8.050
57	JENSET, Jesper	NOR	83	6.100	1.7	4.400	0.0	6.100
26	SAAMANEN, Rasmus	FIN	84	5.900	1.5	4.400	0.0	5.900
3	PETROSYAN, Hayk	ARM	85	5.750	2.8	2.950	0.0	5.750
23	MARTIN MARTIN, Andres	ESP	86	0.000	0.0	0.000	0.0	0.000
50	IVANOVŠ, Antons	LAT	86	0.000	0.0	0.000	0.0	0.000

Results per apparatus (qualification) - Qualified finalists

EYOF qualification MENS

Utrecht 2013



16-Jul-2013