



## 40. EnBW DTB Pokal Stuttgart 2025







Stuttgart, Porsche-Arena  
27. - 30. March 2025



### Junior Team Challenge MAG

#### RESULTS

#### TEAMS

Rank	NATION	NAT							Total
1	PR of China	CHN	40,750 (1)	38,250 (1)	36,550 (2)	41,750 (1)	38,400 (2)	38,400 (2)	<b>234,100</b>
2	United States of America	USA	39,900 (2)	36,100 (6)	37,100 (1)	40,400 (3)	38,100 (3)	39,650 (1)	<b>231,250</b>
3	Great Britain	GBR	38,650 (4)	37,700 (2)	35,750 (7)	40,600 (2)	39,400 (1)	36,950 (3)	<b>229,050</b>
4	Australia	AUS	39,350 (3)	37,400 (3)	35,800 (4)	40,200 (4)	37,200 (5)	36,400 (4)	<b>226,350</b>
5	Kazakhstan	KAZ	38,000 (6)	37,200 (4)	36,300 (3)	39,500 (5)	37,600 (4)	34,600(11)	<b>223,200</b>
6	France	FRA	37,250(11)	36,950 (5)	35,350(10)	38,900 (9)	35,100(14)	35,750 (6)	<b>219,300</b>
7	Belgium	BEL	37,250(11)	34,750(11)	34,600(12)	39,350 (6)	36,450 (9)	36,100 (5)	<b>218,500</b>
8	Spain	ESP	37,700 (7)	35,400 (9)	35,600 (8)	38,250(12)	36,300(10)	35,100 (9)	<b>218,350</b>
9	Mexico	MEX	36,100(14)	34,950(10)	35,800 (4)	38,350(11)	37,100 (7)	35,550 (7)	<b>217,850</b>
10	Israel	ISR	37,350 (9)	35,550 (8)	35,550 (9)	39,100 (8)	36,300(10)	33,900(14)	<b>217,750</b>
11	Germany	GER	37,700 (7)	34,100(12)	34,500(13)	39,350 (6)	35,950(12)	33,850(15)	<b>215,450</b>
12	Türkiye	TUR	37,350 (9)	33,550(13)	35,150(11)	37,850(13)	36,700 (8)	34,600(11)	<b>215,200</b>
13	Singapore	SGP	35,950(15)	36,050 (7)	33,350(15)	37,300(15)	35,650(13)	34,100(13)	<b>212,400</b>
14	Netherlands	NED	36,400(13)	31,950(15)	35,800 (4)	38,500(10)	34,400(15)	35,300 (8)	<b>212,350</b>
15	Austria	AUT	38,350 (5)	29,300(16)	34,450(14)	37,700(14)	37,150 (6)	34,900(10)	<b>211,850</b>
16	Finland	FIN	26,650(16)	33,500(14)	33,350(15)	23,950(16)	31,300(16)	32,950(16)	<b>181,700</b>