






## APPARATUS GROUPS

RK	NAME	NAT	5 HOOPS						
			TOT	D1	D2	D	A	E	PEN
1	ITALY	ITA	27,950	8,800	9,500	9,150	9,550	9,250	
2	BELARUS	BLR	27,750	8,600	9,400	9,000	9,500	9,250	
3	ISRAEL	ISR	25,925	8,250	9,000	8,625	8,850	8,450	
4	GERMANY	GER	25,775	7,750	9,100	8,425	8,850	8,500	
5	BULGARIA	BUL	25,700	7,800	8,700	8,250	8,750	8,700	
6	HUNGARY	HUN	25,275	7,700	8,450	8,075	8,600	8,600	
7	GREECE	GRE	25,000	7,900	8,300	8,100	8,500	8,400	
8	CHINA	CHN	24,650	6,800	8,100	7,450	8,400	8,800	
9	FRANCE	FRA	24,500	7,400	8,600	8,000	8,550	7,950	
10	CANADA	CAN	23,900	7,500	8,100	7,800	8,200	7,900	
11	AUSTRIA	AUT	23,075	6,150	8,200	7,175	8,200	7,700	
12	POLAND	POL	23,050	6,700	7,600	7,150	8,400	7,500	
13	SWITZERLAND	SUI	22,900	6,100	8,400	7,250	8,400	7,650	0,400
14	FINLAND	FIN	22,850	6,200	7,100	6,650	8,350	7,850	
15	JAPAN	JPN	22,200	6,500	8,300	7,400	8,300	7,300	0,800
16	KAZAKHSTAN	KAZ	22,100	5,950	7,650	6,800	7,950	7,350	
17	UKRAINE	UKR	22,000	6,800	7,700	7,250	7,900	7,500	0,650
18	NEW ZEALAND	NZL	21,375	6,350	7,500	6,925	7,900	6,750	0,200



## APPARATUS GROUPS

RK NAME	NAT	5 HOOPS						
		TOT	D1	D2	D	A	E	PEN
19 UZBEKISTAN	 UZB	<b>21,325</b>	6,500	7,050	6,775	8,250	6,950	0,650
20 AUSTRALIA	 AUS	<b>21,175</b>	4,300	7,050	5,675	7,950	7,550	
21 KOREA	 KOR	<b>20,975</b>	6,000	7,250	6,625	7,800	6,750	0,200



## APPARATUS GROUPS



RK	NAME	NAT	2 ROPES 3 RI						
			TOT	D1	D2	D	A	E	PEN
1	ITALY	ITA	27,800	9,100	9,300	9,200	9,500	9,100	
2	BELARUS	BLR	27,750	8,900	9,100	9,000	9,550	9,200	
3	ISRAEL	ISR	25,850	8,300	8,600	8,450	8,800	8,600	
4	GERMANY	GER	25,300	7,900	8,300	8,100	8,700	8,500	
5	SWITZERLAND	SUI	24,475	7,900	8,250	8,075	8,400	8,000	
6	JAPAN	JPN	24,400	8,300	8,000	8,150	8,600	7,650	
7	HUNGARY	HUN	24,325	7,800	7,650	7,725	8,500	8,100	
8	UKRAINE	UKR	23,900	8,000	8,400	8,200	8,600	7,300	0,200
9	CHINA	CHN	23,750	7,400	8,400	7,900	8,450	7,600	0,200
10	BULGARIA	BUL	23,650	7,800	8,200	8,000	8,350	7,500	0,200
11	UZBEKISTAN	UZB	22,775	6,900	7,650	7,275	8,250	7,650	0,400
12	FINLAND	FIN	22,400	7,000	7,800	7,400	8,200	6,800	
13	CANADA	CAN	22,050	6,200	7,400	6,800	8,150	7,500	0,400
14	POLAND	POL	21,800	6,900	7,000	6,950	8,100	6,750	
15	GREECE	GRE	21,800	8,000	7,200	7,600	8,100	6,500	0,400
16	AUSTRIA	AUT	21,600	6,800	7,300	7,050	7,750	7,000	0,200
17	KOREA	KOR	20,675	6,950	6,600	6,775	7,850	6,250	0,200
18	KAZAKHSTAN	KAZ	19,275	6,300	6,750	6,525	7,700	5,850	0,800

# FIG World Cup Series 2010

Adriatic Arena - Pesaro (Italy) - 27.08 - 29.08.2010



## APPARATUS GROUPS

RK NAME	NAT	2 ROPES 3 RI						
		TOT	D1	D2	D	A	E	PEN
19 AUSTRALIA	 AUS	19,250	6,000	6,600	6,300	7,350	6,000	0,400
20 NEW ZEALAND	 NZL	18,350	6,100	6,800	6,450	7,300	5,200	0,600