








# 2012 ELITE CANADA

## Men's Artistic Gymnastics

Mississauga • Hershey Sports Zone • Feb. 17-19

\* CORRECTION

Fri. Feb. 17

SENIOR MEN — Day 1																								
ID #	Gymnast's Name	Prov / Club	YOB	D	Score	Rank	D	Score	Rank	D	Score	Rank	D	Score	Rank	D	Score	Rank	D	Score	Rank	D	Score	Rank
380	Robert Watson	Richmond Gymnastic		5.9	15.200	1	4.5	12.900	7	5.8	13.700	6	5.8	14.850	9-T	5.5	13.800	3	5.3	13.650	2	32.8	84.100	1
390	Anderson Loran	Taiso Gymnastics		5.6	13.100	8-T	5.2	14.300	3	5.1	13.800	3	6.2	15.150	4	5.5	13.450	5	6.2	14.050	1	33.8	83.850	2
356	Hugh Smith	Halifax ALTA		5.8	14.400	3	5.1	13.400	4	4.6	13.150	9	6.6	15.750	1	5.1	13.000	7-T	4.8	13.450	3	32.0	83.150	3
342	Tariq Dowers	Mississauga Gym		5.2	14.150	4	5.2	12.500	12	5.4	13.750	4-T	6.2	15.100	5-T	5.0	13.700	4	5.1	13.250	4	32.1	82.450	4
371	Simon Porter	TGI		5.3	12.200	14	5.1	13.200	5	5.8	14.400	2	6.2	15.350	2	5.1	12.950	9	4.0	11.200	15	31.5	79.300	5
309	Bobby Kriangkum *	Capital City		5.6	13.500	5	4.4	11.350	17	5.8	13.750	4-T	6.2	14.850	9-T	4.9	12.850	11-T	5.2	12.550	8	32.1	78.850	6
377	Jason Scott	Richmond Gymnastic		5.2	10.600	18	5.2	14.350	2	5.6	13.650	7	6.2	15.050	8	5.0	12.850	11-T	5.0	11.750	13	32.2	78.250	7
320	Mathieu Csukassy	Club IMCO		6.0	12.900	11-T	4.2	12.850	8	4.7	12.650	11	6.2	15.100	5-T	5.2	11.800	17	5.4	12.900	5	31.7	78.200	8
205	Kevin Quon	U Of Calgary		5.3	12.500	13	4.6	12.150	14	5.6	13.450	8	5.8	14.300	14	4.7	13.100	6	4.8	11.850	11-T	30.8	77.350	9
376	Devy Dyson	Richmond Gymnastic		4.4	13.400	6	4.2	12.350	13	4.8	12.300	12	4.6	13.500	17-T	4.5	12.200	15	4.0	12.400	9	26.5	76.150	10
355	Evan Cruz	Halifax ALTA		4.3	12.900	11-T	4.7	12.700	10	3.9	11.650	16	5.4	14.450	12	4.0	12.150	16	3.8	11.850	11-T	26.1	75.700	11
365	Mattie Sergeant	Loyalist		5.1	11.450	15-T	4.6	11.650	15	5.0	13.050	10	4.2	13.550	16	4.9	13.000	7-T	4.1	11.250	14	27.9	73.950	12
318	David Boucher	Club IMCO		4.6	11.450	15-T	5.0	12.750	9	4.4	11.700	15	5.4	14.350	13	4.2	12.700	13	4.2	10.700	17	27.8	73.650	13
358	scott chandler	Island Gymnastics		4.5	13.100	8-T	4.1	11.500	16	4.1	11.250	17	5.4	14.650	11	4.2	12.650	14	3.3	9.650	18	25.6	72.800	14
391	Trevor McArthur	Taiso Gymnastics		4.9	13.350	7	3.8	12.600	11	5.2	11.850	14	5.4	14.200	15	4.4	9.950	18	3.9	10.750	16	27.6	72.700	15
388	Curtis Graves	Taiso Gymnastics		4.4	11.400	17	4.3	10.550	18	4.7	12.250	13	5.4	13.200	19	3.8	8.400	19	5.0	12.800	7	27.6	68.600	16
204	Mattson Moore	U Of Calgary		5.0	13.100	8-T	5.2	13.050	6				5.8	13.500	17-T	4.8	12.900	10	5.0	12.050	10	25.8	64.600	17
328	Scott Morgan	Flicka Gymnastics		6.2	14.700	2				6.4	15.250	1	6.2	15.100	5-T							18.8	45.050	18
313	Jackson Payne	Capital City					6.0	14.950	1							5.9	13.850	2	6.5	12.850	6	18.4	41.650	19
203	Nathan Gafuik	U Of Calgary											6.6	15.300	3	6.2	14.700	1				12.8	30.000	20