







Berlin, 28. Februar 2009

Ergebnisse / Results

Mannschaft / Team

									
	Verein	Land	<u>Boden</u>	<u>Pferd</u>	<u>Ringe</u>	<u>Sprung</u>	<u>Barren</u>	<u>Reck</u>	<u>Gesamt</u>
Platz	Team		Floor	Pommel Horse	Rings	Vault	Parallel Bars	Horizontal Bar	all around
1	Japan	JPN	40,550	38,100	41,100	43,800	43,550	40,700	247,800
2	Schweiz	SUI	39,500	39,550	39,950	43,750	40,850	36,200	239,800
3	Litauen	LTU	40,150	36,900	38,650	42,150	40,350	39,050	237,250
4	Pôle France Lyon I	FRA	38,050	39,200	38,400	43,750	37,850	38,400	235,650
5	Niederlande	NEL	39,900	36,150	38,600	42,900	40,000	37,300	234,850
6	Belgien	BEL	40,350	33,200	37,700	43,050	39,850	39,100	233,250
7	SC Berlin	GER	40,050	38,000	36,900	41,550	39,850	35,800	232,150
8	Großbritannien	GBR	40,050	35,550	35,150	42,300	39,700	37,200	229,950
9	SC Cottbus	GER	37,050	38,400	39,100	41,100	39,000	33,350	228,000
10	Spanien I	ESP	39,900	34,150	36,850	42,900	36,750	36,300	226,850
11	Italien	ITA	39,600	34,950	34,550	40,900	38,100	38,300	226,400
12	Österreich	AUT	38,750	37,250	33,600	43,000	38,250	35,450	226,300
13	TSH Heerenveen	NED	38,150	36,850	36,400	38,400	39,700	35,650	225,150
14	Pôle France Avignon	FRA	37,000	31,450	39,400	41,600	36,700	36,450	222,600
15	SV Halle	GER	38,400	35,900	32,850	40,950	38,800	34,500	221,400
16	Pôle France Lyon II	FRA	38,650	32,800	34,450	40,800	36,100	36,950	219,750
17	Slovakei	SLK	38,300	33,250	32,350	39,550	37,600	33,800	214,850
18	Spanien II	ESP	37,500	30,650	30,400	37,650	34,600	30,650	201,450
19	Israel	ISR	36,250	30,000	31,800	39,700	33,900	28,650	200,300