







17th International Junior-Team-Cup April 14th, 2012 - Berlin / Germany

Mannschaftsergebnis / team result




Land	Verein							Gesamt	Platz
		Boden Floor	Pauschenpferd Pommel Horse	Ringe Rings	Sprung Vault	Barren Parallel Bars	Reck Horizontal Bar		
SUI	Schweiz	40,750	39,550	40,350	46,300	41,750	39,850	248,550	1
GBR	Großbritannien	42,500	42,150	37,800	45,300	41,000	38,450	247,200	2
FRA	Frankreich 1	41,350	38,500	40,200	46,400	40,650	39,750	246,850	3
FRA	Frankreich 2	40,700	39,350	39,600	44,950	40,600	38,950	244,150	4
BRA	Brasilien	40,750	38,100	38,350	45,900	40,100	37,600	240,800	5
SPA	Spanien	41,750	37,250	39,550	44,750	39,000	36,750	239,050	6
GER	Deutschland	39,200	38,250	39,550	43,450	38,400	38,850	237,700	7
BEL	Belgien	40,250	38,150	38,650	42,600	39,450	37,950	237,050	8
UKR	Ukraine	40,450	37,900	37,550	43,750	40,050	35,500	235,200	9
ROU	Rumänien	40,850	34,850	37,600	42,850	38,100	36,300	230,550	10
SWE	Schweden 1	41,300	37,150	33,350	43,600	37,700	36,100	229,200	11
LTU	Litauen	38,850	36,700	36,800	42,550	37,100	36,300	228,300	12
NED	Niederlande 2	39,600	36,050	38,700	41,500	36,550	35,600	228,000	13
VIE	Vietnam	37,350	35,000	34,900	44,450	37,900	35,650	225,250	14
AUT	Österreich 1	40,950	34,350	35,500	41,600	38,150	33,650	224,200	15
SWE	Schweden 2	40,000	37,600	32,900	40,750	38,000	31,900	221,150	16
AUT	Österreich 2	39,750	34,100	34,000	41,100	38,400	33,800	221,150	17
GER	SC Berlin	39,100	33,700	33,400	40,900	36,500	34,300	217,900	18
FIN	Finnland	39,000	33,500	31,050	42,400	36,250	33,100	215,300	19
LAT	Riga Gymnastics School	37,350	32,400	32,550	41,550	36,000	32,900	212,750	20
GBR	Schottland 1	39,300	31,100	32,000	39,300	37,850	32,250	211,800	21
GER	SC Cottbus	37,400	29,750	32,600	40,150	36,550	30,000	206,450	22

17th International Junior-Team-Cup
 April 14th, 2012 - Berlin / Germany

Mannschaftsergebnis / team result



Land	Verein							Gesamt	Platz
		Boden Floor	Pauschenpferd Pommel Horse	Ringe Rings	Sprung Vault	Barren Parallel Bars	Reck Horizontal Bar		
GBR	Schottland 2	36,100	33,200	29,100	40,000	36,850	30,600	205,850	23
CYP	Zypern	29,000	34,500	32,900	39,900	35,550	33,450	205,300	24
BLR	Weißrussland	25,850	36,850	37,200	28,350	37,650	34,650	200,550	25
NED	Niederlande 1	39,850	34,750	23,200	44,300	24,150	34,050	200,300	26
JOR	Jordanien	25,850	36,250	31,000	28,600	33,350	27,900	182,950	27